



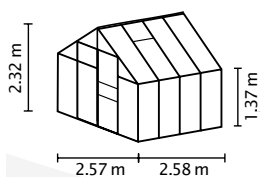
MERKUR

FEATURES

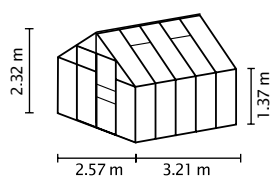
- ✓ Higher and wider than entry-level models
- ✓ Ventilation optimised thanks to side windows
- ✓ Smooth-running, ball-bearing sliding door – can be extended to a double sliding door
- ✓ Glazing with toughened float glass, crystal clear (TG) or twin-wall polycarbonate glazing (PCG) possible
- ✓ Anodised or powder-coated aluminium profiles for lasting protection against corrosion
- ✓ 4 sizes from approx. 6.7 to 11.5 m²
- ✓ Incl. roof vents, gutters, eyelet for padlock + side window

TECHNICAL DATA

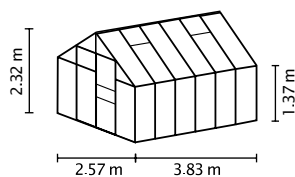
House type:	Greenhouse
Classification:	Classic model
Sizes:	4
Glazing:	PCG approx. 4 or 6 mm; TG approx. 3 mm
Fixing technique:	Spring clips
Colours:	Anodised aluminium; powder coated green or black
Side windows	1
Roof vents:	2
Outer dimensions:	W 2.57 x H 2.32 m
Eaves height:	1.37 m
Door dimensions:	W 0.60 x H 1.75 m



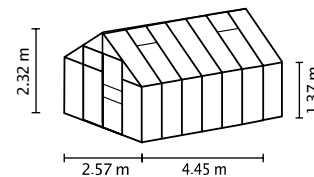
MERKUR 6700



MERKUR 8300



MERKUR 9900



MERKUR 11500

