



15 YEARS WARRANTY
ON ZINCALUME®
AGAINST RUST

RAISED GARDEN BED TERRA



FEATURES

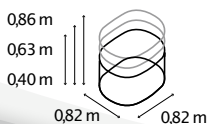
- ✓ High-quality raised beds made of weather-resistant Zinalume®: Zinc-aluminium coating - proven in well construction
- ✓ Modular design - components can be mixed and matched freely*
- ✓ ROUND, BASIC and STRETCHED each available in 3 different heights
- ✓ Extends the season and increases yields through coordinated soil stratification
- ✓ Protection against harmful pests
- ✓ No inner foil necessary
- ✓ Incl. predrilled holes and mounting material

TECHNICAL DATA

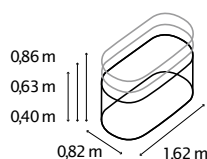
Product:	Raised garden bed Extension
Variants:	ROUND, BASIC STRETCHED, CURVE
Material:	Zinalume® (steel coated with zinc & aluminium)
Dimensions:	W 0,82 x D 0,82 m (ROUND), W 0,82 x D 1,62 m (BASIC)

MODEL OVERVIEW

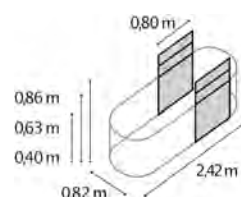
Model:	Heights:	Colors:
ROUND	401, 630, 858	Blanc, Ruby, Seaweed, Granite, Black
BASIC	401, 630, 858	Blanc, Ruby, Seaweed, Granite, Black
STRETCHED	401, 630, 858	Blanc, Ruby, Seaweed, Granite, Black
CURVE	858	Blanc, Ruby, Seaweed, Granite, Black



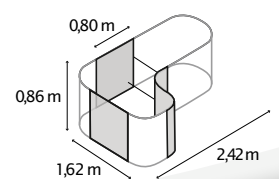
RAISED GARDEN BED
TERRA RUND



RAISED GARDEN BED
TERRA BASIC



EXTENSION TERRA
STRETCHED



EXTENSION TERRA
CURVE

