



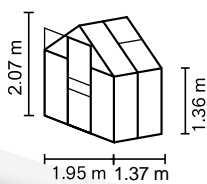
APOLLO

FEATURES

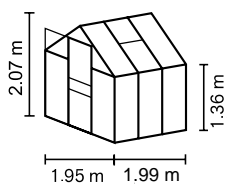
- ✓ *Entry-level model with convenient access thanks to floor-level door threshold*
- ✓ *Glazing with 4 mm thick twin-wall polycarbonate glazing (PCG)*
- ✓ *Anodised or powder-coated aluminium profiles for lasting protection against corrosion*
- ✓ *4 sizes from approx. 2.5 to 6.2 m²*
- ✓ *Incl. roof vent, gutters, eyelet for padlock + steel foundation frame: H 12.5 cm*

TECHNICAL DATA

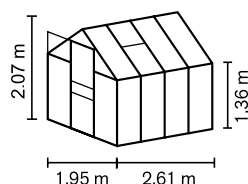
House type:	Greenhouse
Classification:	Classic model
Sizes:	4
Glazing:	PCG approx. 4 or 6 mm
Fixing technique:	Spring clips
Colours:	Anodised aluminium; powder coated green or black
Roof vents:	1-2
Outer dimensions:	W 1.95 x H 2.07 m
Eaves height:	1.36 m
Door dimensions:	W 0.61 x H 1.74 m



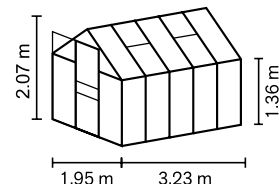
APOLLO 2500



APOLLO 3800



APOLLO 5000



APOLLO 6200

