

NEW!
2500 ESG



15 YEARS WARRANTY
ON ALUMINIUM FRAME

10 YEARS WARRANTY
ON TWIN-WALL PC AGAINST WEATHERING

TRITON

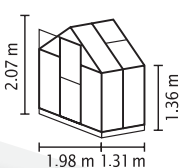


FEATURES

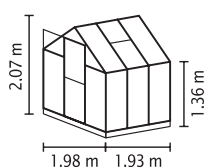
- ✓ Beautiful entry-level model with flattened-design glazing profiles
- ✓ Door can be mounted as sliding or hinged
- ✓ Unique slide-in technology
- ✓ Glazing either with toughened glass (TG) or twin-wall polycarbonate glazing (PCG)
- ✓ Anodised or powder-coated aluminium profiles for long-term protection against corrosion
- ✓ 5 sizes from approx. 2.6 up to 7.5 m²
- ✓ Incl. roof vent, gutters, eyelet for padlock + steel foundation frame: H 12.5 cm
- ✓ Pallet sized Triton: The Triton model is also available in pallet size for practical presentation in small markets

TECHNICAL DATA

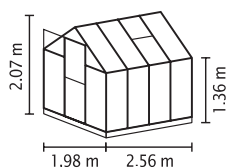
House type:	Greenhouse
Classification:	Classic style
Sizes:	5
Glazing:	PCG approx. 4 or 6 mm, TG approx. 3mm
Fixing technique:	Slide-in technology with flattened-design glazing profiles
Colours:	Anodised aluminium; powder coated green or grey
Roof vents:	1-2
Outer dimensions:	W 1.98 x H 2.07 m
Eaves height:	1.36 m
Door dimensions:	W 0.60 x H 1.64 m



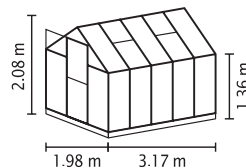
TRITON 2500



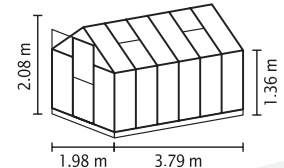
TRITON 3800



TRITON 5000



TRITON 6200



TRITON 7500

