




# CASSANDRA

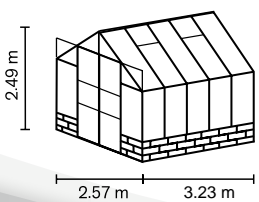


## FEATURES

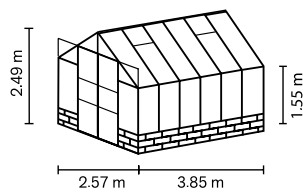
- ✓ Classic greenhouse designed for wall base (to be built on site)
- ✓ Also available as a set with wall base in the colours sand or grey
- ✓ Spacious double sliding door with floor-level threshold
- ✓ Large safety glass panes, crystal clear (TG) for unobstructed view and high solar gain
- ✓ Anodised or powder-coated aluminium profiles for lasting protection against corrosion
- ✓ 3 sizes: approx. 8.3 and 11.5 m<sup>2</sup>
- ✓ Incl. roof vent, gutters, stop screw for wind protection of the double sliding doors

## TECHNICAL DATA

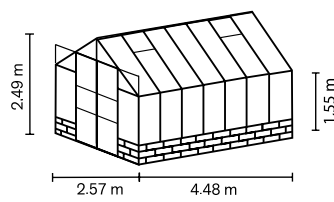
<b>House type:</b>	Greenhouse
<b>Classification:</b>	Classic model
<b>Sizes:</b>	3
<b>Glazing:</b>	TG approx. 3 mm
<b>Fixing technique:</b>	Glazing strips made of PC
<b>Colours:</b>	Anodised aluminium; powder coated black
<b>Roof vents:</b>	4
<b>Outer dimensions:</b>	W 2.57 m x H 2.49 m
<b>Eaves height:</b>	1.55 m
<b>Door dimensions:</b>	W 1.22 x H 1.94 m



CASSANDRA 8300



CASSANDRA 9900



CASSANDRA 11500



BASE SAND



BASE GREY

