



15 YEARS WARRANTY ON ALUMINIUM FRAME

10 YEARS WARRANTY ON TWIN-WALL PC AGAINST WEATHERING

Convenient

Double hinged door with low threshold entrance

OLYMP

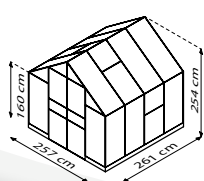
AA GN BK PCG 4 PCG 6 TG

FEATURES

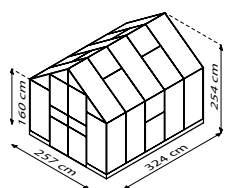
- ✓ Wide double hinged door with low threshold entrance for convenient access
- ✓ Ventilation optimised by using side windows
- ✓ 1.60 m high side walls
- ✓ Glazing either with toughened glass (TG) or twin-wall polycarbonate glazing (PCG)
- ✓ Anodised or powder-coated aluminium profiles for long-term protection against corrosion
- ✓ 4 sizes from approx. 6.7 up to 11.5 m²
- ✓ Incl. 2 roof vents, gutters and steel foundation frame: H 6 cm + side window

TECHNICAL DATA

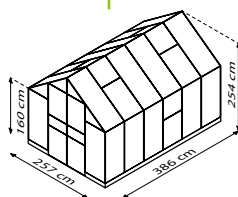
House type:	Greenhouse
Classification:	Classic style
Sizes:	4
Glazing:	PCG aprox. 4 or 6 mm; TG aprox. 3 mm
Fixing technique:	Spring clips
Colours:	Anodised aluminium; powder coated green or black
Fenster:	Side vents: 1 Roof vents: 2-4
Outer dimensions:	W 2.57 x H 2.54 m
Eaves height:	1.60 m
Door dimensions:	W 1.20 x H 2.00 m



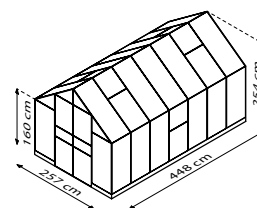
OLYMP 6700



OLYMP 8300



OLYMP 9900



OLYMP 11500