



15 YEARS WARRANTY ON ZINCALUME® AGAINST RUST

# RAISED GARDEN BED



## FEATURES

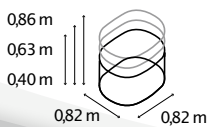
- ✓ High-quality raised beds made of weather-resistant Zinalume®: Zinc-aluminium coating - proven in well construction
- ✓ Modular design - components can be mixed and matched freely\*
- ✓ ROUND, BASIC and STRETCHED each available in 3 different heights
- ✓ Extends the season and increases yields through coordinated soil stratification
- ✓ Protection against harmful pests
- ✓ No inner foil necessary
- ✓ Incl. predrilled holes and mounting material

## TECHNICAL DATA

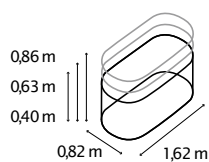
- Product:** Raised garden bed | Extension
- Variants:** ROUND, BASIC | STRETCHED, CURVE
- Material:** Zinalume® (steel coated with zinc & aluminium)
- Dimensions:** W 0,82 x D 0,82 m (ROUND), W 0,82 x D 1,62 m (BASIC)

## MODEL OVERVIEW

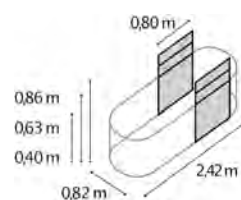
Model:	Heights:	Colors:
ROUND	401, 630, 858	Blanc, Ruby, Seaweed, Granite, Black
BASIC	401, 630, 858	Blanc, Ruby, Seaweed, Granite, Black
STRETCHED	401, 630, 858	Blanc, Ruby, Seaweed, Granite, Black
CURVE	858	Blanc, Ruby, Seaweed, Granite, Black



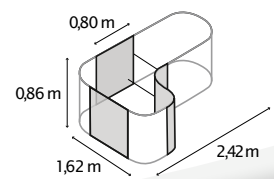
RAISED GARDEN BED RUND



RAISED GARDEN BED BASIC



EXTENSION STRETCHED



EXTENSION CURVE



\*To ensure long-term stability, only install two straight extensions after each curve.